

Try this fun
LEGO MAN in space
cut & paste activity!



Step 1. Color the rocket ship.

Step 2. Draw a picture of yourself inside the circle.

Step 3. Draw three things you would take to space with you inside the rectangle. Add color.


Step 4. Cut along the dotted lines (Cutting A. from B., cutting a flap in the window, cutting doors in the storage area).

Step 5. Apply glue all over B. ...**Being careful not to put glue inside the circle OR rectangle.**

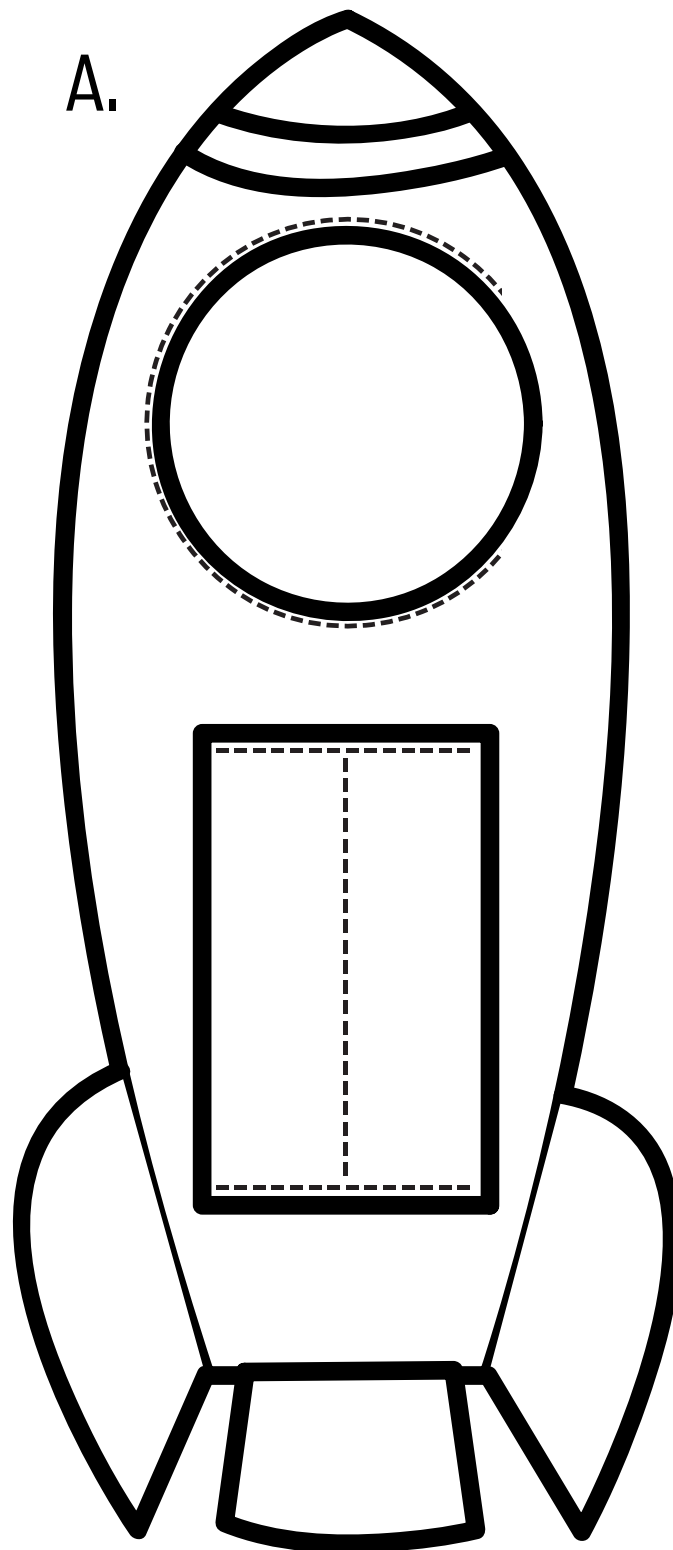
Step 6. Place A. on top of B. ...Open your flaps & allow to dry.

Step 7. Cut around the outside of your rocket ship.

☆ Share your ideas with your friends & classmates!


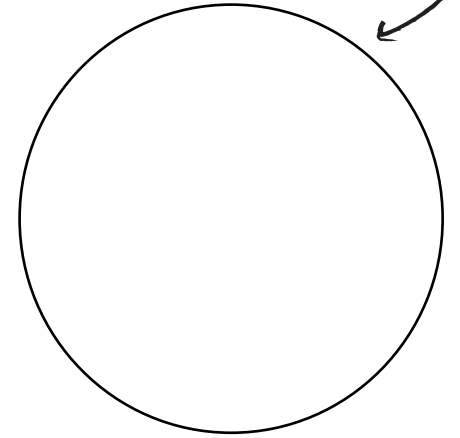


A.



B.

Draw a picture of yourself as an astronaut inside the circle.



Draw three things you would take to space with you inside the rectangle.